

Incubation Time Criteria for Fracture and Structural Transformations

Yuri Petrov^{1a}, Vladimir Bratov^{1b}

¹ Institute of Problems of Mechanical Engineering of the Russian Academy of Sciences, V.O.,
Bolshoj pr., 61, 199178, St. Petersburg, Russia

ayp@yp1004.spb.edu, bvladimir@bratov.com

Keywords: Incubation time, dynamic fracture, dynamic yielding, phase transformations, cavitation, electric breakdown, detonation

INTRODUCTION

Experiments on dynamic loading of solids reveal a number of effects indicating a fundamental difference between fast dynamic rupture and a similar process under slow quasistatic loads. For example, one of the basic problems in testing of dynamic strength properties of materials is associated with the dependence of the limiting rupture characteristics on the duration, amplitude, and growth rate of an external load, as well as on a number of other factors. While a critical value for strength parameter is a constant for a material in the static case, experimentally determined critical characteristics in dynamics are found to be strongly unstable, having a behavior that is unpredictable. The indicated (and some other) features of the behavior of materials subjected to pulsed loads are common for a number of seemingly quite different physical processes, such as dynamic fracture (crack initiation, propagation, arrest and scabbing), cavitation in liquids, electrical breakdown in insulators, initiation of detonation in gaseous media, etc. In this paper examples illustrating effects typical for dynamic processes and inherent in these processes are analyzed. Unified interpretation for fracture of solids, yielding and phase transforms is proposed, constituting structural-time approach [1-4], based on the concept of the incubation time of a transient dynamic process.

INCUBATION TIME CRITERIA

The main difficulties in modeling the aforementioned effects of mechanical strength, yielding and phase transitions is the absence of an adequate limiting condition that determines the possibility of rupture, yield or phase transform. The problem can be solved by using both the structural fracture macromechanics and the concept of the incubation time of the corresponding process, representing nature of kinetic processes underlying formation of macroscopic breaks, yield flow or phase transformation [5,2]. The above effects become essential for impacts with periods comparable to the scale determined by the fracture incubation time, which is associated with preparatory relaxation processes accompanying development of microdefects in the material structure.

The criterion of fracture based on a concept of incubation time proposed by Morozov and Petrov [2,5,6] makes it possible to predict unstable behavior of dynamic-strength characteristics. These effects are observed in experiments on the dynamic fracture of solids. The criterion can be generalized:

$$\frac{1}{\tau} \cdot \int_{t-\tau}^{t} \left(\frac{F(t')}{F_c} \right)^a dt' \leq 1 \quad (1)$$

Here, $F(t)$ is the intensity of a local force field causing the fracture of the medium, F_c is the static limit of the local force field, and τ is the incubation time associated with the dynamics of a

relaxation process preparing the break. The fracture time t is defined as the time at which condition (Eq. 1) becomes equality. The parameter α characterizes the sensitivity of a material to the intensity of the force field causing fracture.

Using an example of mechanical break of a material, one of the possible methods of interpreting and determining the parameter τ is proposed. It is assumed that a standard sample made of material in question is subjected to tension and is broken into two parts under a stress P arising at a certain time $t = 0$: $F(t) = PH(t)$, where $H(t)$ is the Heaviside step function. In the case of quasi-brittle fracture, the material should unload, and the local stress at the break point should decrease rapidly (but not instantaneously) from P to 0. In this case, the corresponding unloading wave is generated, propagates over the sample, and can be detected by well-known (e.g., interferometric) methods. The stress variation at the break point can be conditionally represented by the dependence $\sigma(t) = P - Pf(t)$, where $f(t)$ varies from 0 to 1 within a certain time interval T . The case $f(t) = H(t)$ corresponds to the classical theory of strength. In other words, according to the classical approach, break occurs instantaneously ($T = 0$). In practice, the break of a material (sample) is a process in time, and the function $f(t)$ describes the *micro-scale level* kinetics of the transition from a conditionally defect-free state ($f(0) = 0$) to the completely broken state at the given point ($f(0) = 1$) that can be associated with the macro-fracture event (Fig. 1). On the other hand, applying fracture criterion (1) to *macro-scale level* situation ($F(t) = PH(t)$), the relation for time to fracture $t = T = \tau$ for $P = F_c$ is received.

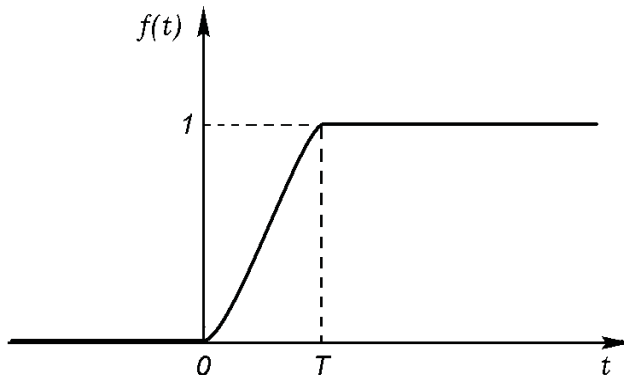


Fig. 1. Schematic representation of *micro-scale level* kinetics of fracture of a sample at the break point.

In other words, the incubation time introduced above is equal to the duration of the fracture process after the stress in the material has reached the static breaking strength *on the given scale level*. This duration can be measured experimentally statically fracturing samples and controlling the rupture process by different possible methods, e.g., measuring the time of the increase pressure at the unloading wave front, which can be determined by the interferometric (visar-based, or photoelasticity-based) method using the velocity profile of points of the sample boundary. Below,

we analyze examples of the actual application of criterion (Eq. 1) to various physico-mechanical problems.

FRACTURE OF SOLIDS

A typical example illustrating the complicated behavior of the dynamic strength of solids is the time dependence of strength observed in dynamic scabbing experiments (ex. [7]) (see Fig. 2). This dependence of fracture time t on the critical amplitude of loading pulse P for different pulse durations shows that the dynamic strength is not a material constant but depends on the time to fracture (i.e., sample "lifetime"). The criterion of critical stress $\sigma(t) \leq \sigma_c$, where σ_c is the static strength, is able of describing quasistatic fracture caused by long-duration wave pulses $\sigma(t) = P \cdot f(t)$, where P is the amplitude and $f(t)$ is the time profile of the load pulse. However, in the case of short-duration pulses, the fracture time weakly depends on the threshold pulse amplitude, and this dependence has a certain asymptote. This effect is called the phenomenon of the dynamical branch of the strength time dependence. Neither the conventional theory of strength nor known time criteria is able of explaining this phenomenon.

The time dependence of strength applicable in all the range of load rates can be obtained on the basis of incubation time criterion (Eq.1). For considered scabbing problems, this criterion takes the form of the limiting condition previously proposed in [5]:

$$\frac{1}{\tau} \int_{t-\tau}^t \sigma(t') dt' \leq \sigma_c \quad (2)$$

where $\sigma(t)$ is the time history of the local stress at the break point. The scheme for the application of criterion (2) to material separation problems is given by Morozov and Petrov [2,8]. An example of a calculations utilizing criterion (2) for the time dependence of the strength of aluminum ($\tau = 0.75 \mu s$, $\sigma_c = 103 MPa$) for triangularly shaped pulses created in experiments reported by Zlatin et al. [7] is presented in Fig. 2 by the solid curve.

Effects connected with behavior of the dynamic fracture toughness can be analyzed in a similar manner [2]. Rate dependences of K_{ld} , the dynamic fracture toughness, which were observed experimentally, are characterized by a strong instability and can noticeably change while varying the duration of the load rise stage, the time shape of the of a loading pulse, sample geometry, and the way of load application [9-11]. The calculations based on the concept of the incubation time corresponding to the conditions of different dynamic fracture experiments were carried out by Petrov and Morozov [1]. The results show that the dynamic fracture toughness is not an intrinsic characteristic of a material. Therefore, usage of both the criterion of the critical dynamic stress intensity factor $K_I(t) < K_{ld}$ and the characteristic K_{ld} as a material parameter representing the dynamic fracture toughness (in analogy to the static parameter K_{Ic}) is incorrect.

DYNAMIC YIELDING

To explain a number of effects (e.g., the temperature dependence of the dynamic yield limit) and to determine the applicability limits for existing simple phenomenological models of yielding, it is necessary to develop a unified criterion for the yield, which is applicable in both the quasistatic and dynamic ranges of the strain rate. On the basis of the analysis of various generalizations of the classical yield limit criterion $\sigma(t) \leq \sigma_y$ to the case of arbitrary load duration, the following relationship for determining the point in time corresponding to the onset of yield was suggested [12]:

$$\frac{1}{\tau} \cdot \int_{t-\tau}^t \left(\frac{\sigma(t')}{\sigma_y} \right)^\alpha dt' \leq 1 \tag{3}$$

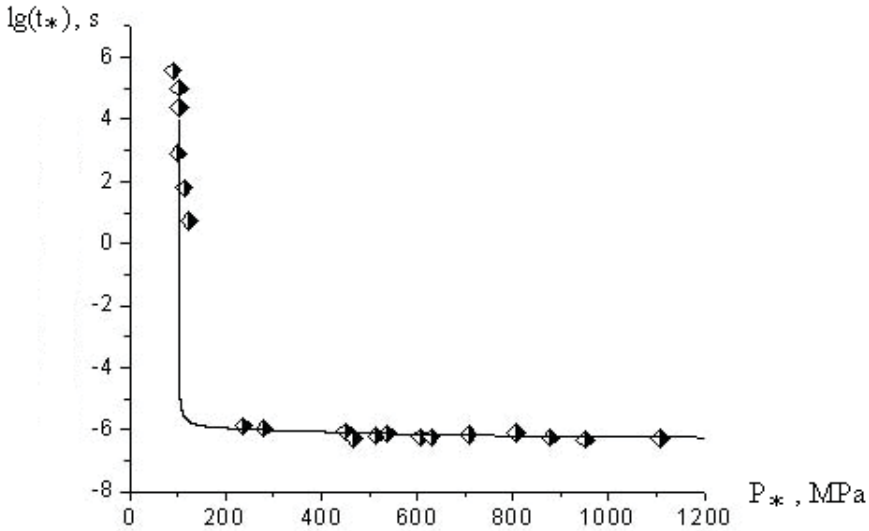


Fig. 2. Logarithm of the fracture-process duration t vs. the threshold amplitude P of a stress pulse that causes scabbing in an aluminum sample [7].

Here, σ_y is the static yield limit, α and τ are constants dependent on a material under consideration. It is assumed that the time is counted from the moment of stress application (i.e., $\sigma(t) = 0$ for $t < 0$). The yielding event is associated with equality in Eq.3. It is natural to assume that τ is inversely proportional to the speed of dislocation motion. It is supposed that the speed of motion of dislocations can be defined by the relation suggested by Gilman, i.e.: $v = v_0 e^{\frac{\Delta G}{kT}}$, where ΔG is the free energy of activation, k is the Boltzman constant. From this relation, the relationship for the yielding incubation time can be obtained: $\tau = \tau_0 e^{\frac{\Delta G}{kT}}$, where τ_0 can be associated with the characteristic time for dislocation movement along the material structural size (i.e. mean grain size). The temperature dependence of parameter α is defined by the expression $\alpha = c_1 + c_2/T$, where c_1, c_2 are material constants. In the above relationships T is the absolute temperature.

To study temperature dependences of α and τ , criterion (3) was utilized to describe the experimental data of Campbell and Ferguson [13] studying the yield limit of mild steel for strain rates (de/dt) in a wide range ($10^{-3} \div 10^5 s^{-1}$) for a wide range of temperatures. By an appropriate choice of the constants c_1, c_2 calculated curves were fitted (see Fig. 3) to the reported experimental data for each of the six temperatures (from 195 to 713 K).

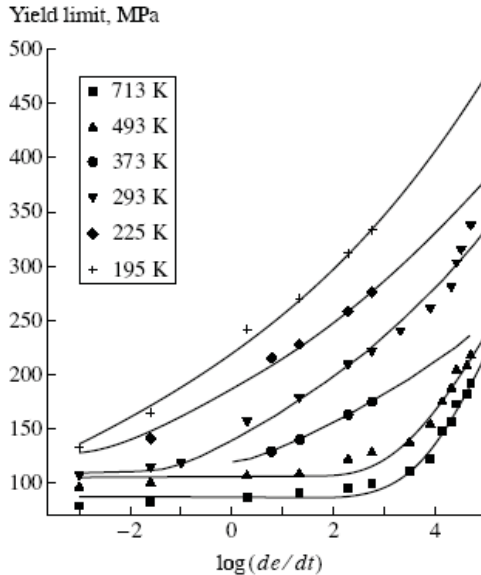


Fig. 3. Calculated on the basis of Eq.3 and experimental [13] dependences of the dynamic yield limit on the strain rate for a mild steel at various temperatures.

The fact that the incubation period varies means that the strain-rate range where the dynamic properties affect the situation shifted. The strain rate is affecting material at low temperatures as being higher than the same rate at room or elevated temperatures. This corresponds to the well known hypothesis that a decrease in temperature is equivalent to an increase in the strain rate. Criterion (Eq.3) allows quantitative estimations of this effect.

ANOMALY OF YIELD STRESS BEHAVIOUR UNDER PULSED LOAD AT ELEVATED TEMPERATURE

Another example of the anomalous behavior of materials under high speed loading is the increase of the dynamic yield stress of the material upon an increase of temperature is described in [14]. It was found that for strain rates in the range of order of $5 \cdot 10^5 \text{ s}^{-1}$, the yield stress of highly pure titanium increases with the temperature of the material. An analogous effect was observed for monocrystalline aluminum [15]. In these experiments, the samples were subjected to the impact, leading to the emergence of plane compression waves in the material. The pulse amplitude for titanium was 4.5–6.5 GPa, and the temperature of the samples was varied from room temperature to 405–460 °C. The yield stresses in monocrystalline aluminum were measured in the temperature range from 15 to 650 °C, and the pulse amplitude was 5 GPa.

Using incubation time criterion it can be shown that at elevated temperatures for high loading rates increase in temperature results in increase of the yielding stress [16]. Fig. 4 illustrates this phenomenon. This effect becomes very important for materials inside atomic reactors being subjected to highly intense and short impacts from high energy particles colliding with material.

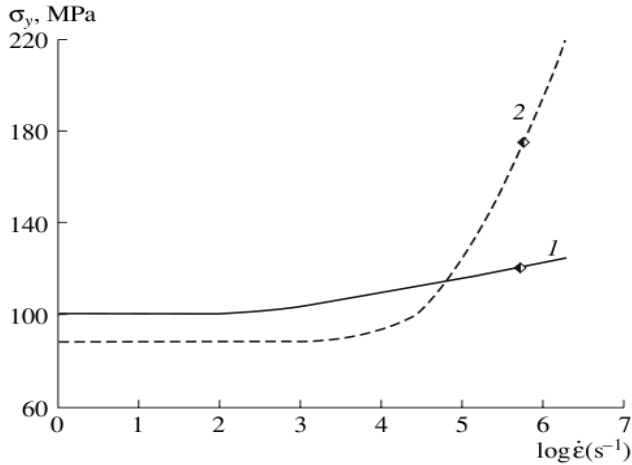


Fig. 4 Dependence of the dynamic yield stress for highly pure titanium on the strain rate. Symbols correspond to experimental data, and curves 1 and 2 are calculated using criterion (Eq.3) for $T = 293$ and 738 K, respectively.

Thus, in accordance with the proposed model, the effect of an anomalous increase in the yield stress upon an increase in temperature can be explained by the competition between the rate sensitivity of the material (determined by parameter τ) and its sensitivity to the load level (determined by parameter α). It should be noted that this yield criterion makes it possible to describe the behavior of the material in the entire range of strain rates. At low strain rates, it is transformed into its static analog. At high strain rates, this criterion may form the basis for deriving an analytic expression for strain-rate dependences of the yield stress at various temperatures. In this case, the temperature–time conformity principle typical of moderate strain-rate modes is fulfilled. According to this principle, the increase in the yield stress is observed during cooling of the material as well as upon an increase in its strain rate. On the basis of the phenomenological model of yield proposed in this study, qualitative comparison with the available experimental results is carried out. To establish a more accurate quantitative correspondence, further experiments are required, including measurement of the yield stress at fixed temperatures and various strain rates.

Another interesting and anomalous phenomenon experimentally observed in [15] is connected with phase transformations. It was experimentally found that at high temperatures when a compression load wave being reflected from a boundary of a rod made of monocrystalline aluminum is turned into tension wave, material fractures and fracture surface shows that the fracture was brittle. At the same time temperature at a fracture point was much more than that of material melting point. Based on the incubation time theory for brittle fracture and incubation time theory for phase transformations it can be shown that in this experimental conditions two processes (brittle fracture and melting) were competing. Condition for brittle fracture was the first to be fulfilled – brittle fracture happened, though material temperature at a moment was much greater than temperature at that material in question normally melts at quasistatic conditions. This example illustrates another application of incubation time approach. Utilizing the theory absolutely unexpected experimental results can be explained.

ELECTRICAL BREAKDOWN, CAVITATION AND DETONATION INITIATION

As shown in [6,17] similar approach can be applied to predict behavior of other extremely transient processes. Critical condition leading to electric breakdown in insulators, cavitation in liquids can be successfully predicted on the basis of incubation time theory.

The latest result of how the incubation time ideology can be applied to prediction of dynamic transient process is connected with prediction of initiation of detonation in gaseous media by electric discharges.

As a critical condition for detonation initiation in gaseous media a criterion using the incubation time concept is proposed:

$$\frac{1}{\tau} \int_{t-\tau}^t U(s) ds \leq U_c, \quad (4)$$

where $U(t)$ is time dependent power (time derivative of energy transmitted to the media – speed of the energy input) transmitted to detonating media. τ is the incubation time of the detonation process (physical nature of τ and possible ways of its experimental evaluation will be discussed below), being experimentally measured parameter characterising detonating media. U_c is a critical (minimal) value of energy input rate that is able to initiate detonation of the media in question. It should be outlined that by definition the incubation time τ and critical energy input rate U_c are not depending on the way the energy is transmitted to the media, shape and rate of energy pulse. These parameters depend only on the properties of the detonating media (i.e. chemical composition, temperature, pressure etc.). Moment t^* when equality in (2) is fulfilled corresponds to moment when critical situation that will definitely result in detonation initiation (steady-state detonation wave will be formed) is reached.

It is shown that using the new approach (Eq.4) it is possible to describe experimentally observed effects of detonation of gaseous media by electrical discharge. Namely conditions of experiments conducted by Knystautas and Lee [17] were analysed on the bases of the new detonation criterion (Eq.4). Parameters (the critical energy input rate U_c and the incubation time τ) for gaseous mixture used in [17] were found from experimental data presented at [17]. Utilising the new approach (Eq.4) critical (minimal) energy that, being irradiated into gaseous media, causes its detonation was found for experimental conditions in question. It is shown that received results are in a very good coincidence with the experimental data presented at [17]. Presumably the same or similar approach can be used to predict critical detonation initiation conditions in liquid and solid explosives.

CONCLUSIONS

Thus, the examples of different physical processes considered above show the fundamental importance of investigating incubation processes preparing abrupt structural changes (fracture and phase transitions, electric breakdown in insulators, cavitation in liquids, detonation initiation) in continua under intense pulsed loads. The fracture incubation time is evidently a universal basic characteristic of the dynamic strength and must become one of the main material parameters to be experimentally determined (measured). The above results show that the incubation-time approach is fundamental and makes it possible to adequately represent the dynamics of fracture, yielding and phase transforms. It was shown that it is possible that high energy particles colliding with bulk material at elevated temperatures can cause damage (i.e. microcracking).

REFERENCES

- [1] Petrov, Y.V. and Morozov, N.F., 1994. On the modeling of fracture of brittle solids. ASME J. Appl. Mech. 61, 710-712.

- [2] Morozov, N. and Petrov, Y., 2000. Dynamics of Fracture, Springer-Verlag, Berlin-Heidelberg, New-York.
- [3] Petrov, Y.V., Morozov, N.F., and Smirnov, V.I., 2003. Structural macromechanics approach in dynamics of fracture. *Fatigue Fract. Engng. Mater.Struct.* 26, 363-372.
- [4] Bratov V., Petrov Y., 2007b, Application of incubation time approach to simulate dynamic crack propagation // *International Journal of Fracture*, V.146. P.53-60.
- [5] Petrov, Yu.V., 1991. On “quantum” nature of dynamic fracture in brittle solids. *Sov. Phys. Dokl.*, 36, 802-804.
- [6] Petrov Y.V., 2004. Incubation time criterion and the pulsed strength of continua: fracture, cavitation, and electrical breakdown. *Doklady Phys* 49:246–249
- [7] Zlatin, N.A., Mochalov, S.M., Pugachev, G.S., and Bragov, A.M., 1974. Temporal features of fracture in metals under pulsed intense actions. *Sov. Phys. Solid State*, 16, 1137-1140.
- [8] Morozov, N.F., Petrov, Yu.V., and Utkin, A.A., 1990. On the analysis of spalling on the basis of structural fracture mechanics. *Sov. Phys. Dokl.* 35, 646-649.
- [9] Dally J.W. and Barker, D.B., 1988. Dynamic measurements of initiation toughness at high loading rates. *Exp. Mech.* 28, 298-303.
- [10] Kalthoff, J.F., 1986. Fracture behaviour under high rates of loading. *Engng. Fract. Mech.* 23, 289-298.
- [11] Ravi-Chandar K. and Knauss, W.G., 1984. An experimental investigation into dynamic fracture: 1. Crack initiation and arrest. *Int. J. Fract.* 25, 247-262.
- [12] Gruzdkov, A.A. and Petrov, Yu.V., 1991. A Unified Criterion for the Yield of Metals Subjected to Slow and High-Rate Loading, In: *Proc. 1st All-Union Conf. on the Problems of Strength of Bearing Structures*, Zaporozh'e, 1991, Vol. 1, Part 2, pp. 287–293.
- [13] Campbell J.D. and Ferguson, W.G., 1970. The Temperature and Strain-Rate Dependence of Shear Strength of Mild Steel. *The Philosophical Magazine*, Vol. 21, 63-67.
- [14] G. I. Kanel', S. V. Razorenov, E. B. Zaretskiĕ, et al., 2003, *Phys. Solid State* 45, 656 (2003) [*Fiz. Tverd. Tela* 45, 625
- [15] G. I. Kanel' and S. V. Razorenov, 2001, *Phys. Solid State* 43, 871 (2001) [*Fiz. Tverd. Tela* 43, 839
- [16] Petrov Y., Gruzdkov A., Sitnikova E., 2007. Anomalous Behaviour of Yield Limit for Elevated Temperature in Case of High Strain-Rate Loading, *Doklady Phys* 52:691–694.
- [17] Knystautas, R., Lee, J.H., *Combust. Flame* 27 (1976) 221-228